



CI/SfB

(43) Yq2

JUNE 2016
(SUPERSEDES AUGUST 2010)
PRODUCT DATA SHEET

ARDEX S 7 PLUS

Flexible Waterproof Coating for Floors and Walls

Features

- Use to waterproof swimming pools prior to fixing ceramic tiles
- Tiles can be fixed to second coat after just 4 hours
- Can be used for interior and exterior locations
- Resists water pressure up to 5 Bar
- Easy to use – just add water
- Applied by trowel, produces a smooth finish
- Fibre reinforced for increased strength and flexibility
- Excellent slump resistance



Reg No. FM 01207

EMS 565427

OHS 628374

ARDEX UK LIMITED
Homefield Road, Haverhill, Suffolk CB9 8QP UK.
Telephone: +44 (0)1440 714939
Fax: +44 (0)1440 716640
Email: technical_admin@ardex.co.uk
ARDEX online: www.ardex.co.uk

ARDEX S 7 PLUS

Flexible Waterproof Coating for Floors and Walls

DESCRIPTION

A waterproof/tanking coating system for use prior to fixing ceramic tiles using an appropriate ARDEX adhesive.

USE

Suitable for use in internal and external swimming pools.

SUBSTRATE PREPARATION

The concrete or cement and screed/render surface should be mature, stable and free from all barriers to adhesion. Any existing coatings, chlorinated rubber paint etc., should be removed by suitable mechanical equipment.

Existing well adhered Marbelite surfaces should be prepared by using either high pressure water jetting or sand/water jetting to reveal a clean and sound uncontaminated surface. Any cracks, joints etc., not liable to movement should be treated with ARDEX SK-12 tape. Drain or pipe outlets should be treated with ARDEX SK-W or ARDEX SK-F sealing collars as required.

If rendering of the walls or screeding of the floors is required, prior to the application of ARDEX S7 PLUS, this should be carried out with the appropriate option below:

Walls

ARDEX AM 100 One Coat Render (2mm - 20mm)

Floors

ARDEX K 301 Levelling Compound (2mm-20mm).

ARDEX S 21 Bedding Mortar incorporating screeding sand as appropriate (3mm-30mm)
ARDEX A 38 or ARDEX A 38 MIX Cement for Screeds (15 mm - 50mm).

Isolated small scale repairs can be carried out using ARDEX A 46 Rapid Repair Mortar. The above products should be installed in accordance with the relevant product datasheets and will allow the ARDEX S 7 PLUS to be applied after 3 hours at 20°C or after 24 hours with ARDEX K 301.

NOTE: ARDEX S 7 PLUS can be thickened, if required, to fill localised holes etc. prior to the two coat application.


MIXING

A 15kg bag of ARDEX S 7 PLUS should be mechanically mixed with 4 litres of water to produce a slump free mortar. The use of an ARDEX mixing paddle with a 10mm chuck, variable speed (at least 650 rpm) electric drill makes light work of mixing. Remixing of the mortar after 2-3 minutes (standing time) will improve the consistency.


When mixed, ARDEX S 7 PLUS has a pot life of approximately 60 minutes at 20°C. This time is extended at lower and reduced at higher temperatures. Thicker mixes for patch filling of holes will have a shorter pot life.

APPLICATION

ARDEX S 7 PLUS is initially applied to the prepared surface with a 4mm x 4mm toothed and notched trowel (Stage 1) and the ribs immediately flattened to provide a smooth surface (Stage 2). The thickness of the coating is 1.2mm wet and 1mm when dry.



(Stage 1)



(Stage 2)


NOTE: If the prepared surface is very porous an initial layer of ARDEX S 7 PLUS should be applied to fill the pores and allowed to harden prior to applying the first coat as above. Once the first coat has hardened, usually after 4 hours at 20°C, the second coat can be applied as described for the first coat. Any movement joints within the concrete/render/screed should be continued through the ARDEX S 7 PLUS to the surface of the tiling. When applying the ARDEX sealing tapes, collars etc., these should be applied/embedded into the smoothed, fresh, first coat of ARDEX S 7 PLUS and left to harden prior to applying the second coat.

NOTE: ARDEX S 7 PLUS can be thickened, if required, to fill localised holes etc. prior to the two coat application.


At junctions or where the wall meets the floor on adjacent walls the junction should be sealed with ARDEX SK-12 tape. Internal corners where the wall meets the wall and floor should be sealed with ARDEX SK-90 tape. External corners of a wall that abut a floor should have the junction sealed with ARDEX SK-270 tape.

ARDEX SK-12 ARDEX SK-W ARDEX SK-F
Crack bridging / 120mm x 120mm 425 x 425mm junction tape pipe collar (Approx. 14mm (Approx. 50mm diameter hole) diameter hole)

ARDEX SK-90 ARDEX SK-270 Internal angle gasket External angle gasket.




ARDEX SK-12
Crack bridging /
junction tape



ARDEX SK-W
120mm x 120mm
pipe collar
(Approx. 14mm
diameter hole)



ARDEX SK-F
425 x 425mm
pipe collar
(Approx. 50mm
diameter hole)



ARDEX SK-90
Internal angle
gasket



ARDEX SK-270
External angle
gasket

DRYING AND HARDENING

Tile fixing can commence, when dry, approximately 4 hours after the application of the second coat of ARDEX S 7 PLUS.

TILE FIXING

Contact ARDEX Technical Services for detailed guidance of the appropriate ARDEX Tile Adhesive and Grout.

Refer to BS 5385-4:2009 regarding time scales for stages of work, pool filling times etc.

COVERAGE

A 15kg bag will cover approximately 6.25m² with two coats applied. 1.2kg/m²/1mm dry (1.2mm wet).

PRECAUTIONS

ARDEX S 7 PLUS is considered non-hazardous in normal usage. The presence of cement produces an alkaline mortar which may cause some local irritation if prolonged contact with the skin takes place.

Care should be taken to avoid inhalation or ingestion of dust, and to prevent contact with the eyes. Refer to Safety Datasheet for further information.

TECHNICAL DATA

According to ARDEX quality standards.

Trowable Consistency:

ARDEX S 7 PLUS – 15Kg powder mixed with 4L water. Reduce water for thicker consistency.

Mortar weight when freshly mixed: Approx. 1.3kg/L

Material requirement for 1.2mm wet thickness:
(1 mm dry): 1.2kg powder/m²

Working time:

(20°C): Approx. 60 Min.

Walkability:

(20°C): Approx. 4 Hours

Packaging: Bags with 15kg Net

Storage:

Can be stored for approx. 6 months in dry rooms in original sealed packaging

NOTE: The information supplied in our literature or given by our employees is based upon extensive experience and, together with that supplied by our agents or distributors, is given in good faith in order to help you. Our Company policy is one of continuous Research and Development; we therefore reserve the right to update this information at any time without prior notice. We also guarantee the consistent high quality of our products; however, as we have no control over site conditions or the execution of the work, we accept no liability for any loss or damage which may arise as a result thereof.

Country specific recommendations, depending on local standards, codes of practice, building regulations or industry guidelines, may affect specific installation recommendations.

TECHNICAL ADVICE HELPLINE
01440 714939

ARDEX online
www.ardex.co.uk